



**Ohio Report Card**

Ohio | Department of Education

---

---

---

---

---

---












---

---

**State Board of Education**

19-member board that creates policy and makes recommendations for K-12 education in Ohio.

**11 Elected Members**

 Ann E. Jacobs Lima District 1 Biography	 Kathleen A. McGevey Avon District 2 Biography	 Sarah Fowler Rock Creek District 7 Biography	 Vacant District 8 Biography
 A.J. Wagner Dayton District 3 Biography	 Pat Bruns Cincinnati District 4 Biography	 Stephanie Dodd Meherron District 9 Biography	 Ron Rudduck Wilmington Districts 10 Biography
 Roslyn Painter-Goffi Springville District 5 Biography	 Michael L. Collins Wiesterville District 6 Biography	 Mary Rose Oakar Cleveland District 11 Biography	

Ohio | Department of Education

---

---

---

---

---

---









---

---

**State Board of Education**

19-member board that creates policy and makes recommendations for K-12 education in Ohio.

**8 At-Large Members**

 Tom Gurlock Centerville At-large (State Board President) Biography	 Tess Eshoff New Knoxville At-large (State Board Vice President) Biography	 C. Todd Jones New Albany At-large Biography	 At-large Seat Vacant
 Cathy Flory At-large Biography	 Joseph L. Farmer Baltimore At-large Biography	 Rebecca Vazquez-Skillings Westerville At-large Biography	 Melanie P. Bolender Mount Vernon At-large Biography

Ohio | Department of Education

---

---

---

---

---

---

---

---

**Tom Gunlock**  
*President*



- Centerville, Ohio Resident
- RG Properties in Dayton
- M.A. in Education from Ball State University
- B.S. in Education from Miami University
- Former High School Teacher
- Former Miami Valley Child Development Center Board Trustee, Head Start Program

---

---

---

---

---

---

---

---

**Mike Collins**  
*District 6*



- Westerville, Ohio Resident
- Promotions One, Inc.
- Former President, Westerville City BOE
- Westerville City Schools Levy Campaign
- Former Director, Center for Community & Educational Planning @ OSU
- Westerville Chamber of Commerce

---

---

---

---

---

---

---

---

**State Board of Education**

**Our Vision**

The State Board of Education's vision is for all Ohio students to graduate from the PK-12 education system with the knowledge, skills and behaviors necessary to successfully continue their education and/or be workforce ready and successfully participate in the global economy as productive citizens. Ultimately, all students will graduate well prepared for success.

---

---

---

---

---

---

---

---

## State Board of Education

### Our Objectives

To graduate all students well prepared for success, the State Board will focus on the following objectives:

- Teaching 21st century knowledge and skills for real-world success;
- Effectively delivering support for a high quality education;
- Providing sufficient resources which are efficiently managed; and
- Developing a statewide outreach and communication strategy on board policy and the importance of education in the 21st century.




---

---

---

---

---

---

---

---

## Key Initiatives

Increasing Report Card Communications

Providing Options for Student Success

Raising Expectations for Students




---

---

---

---

---

---

---

---

The screenshot shows a dashboard with the following sections:

- Overview:** District Grade (Coming in 2018), District Details, View Schools.
- Achievement:** Performance Index (88.3%), Indicators Met (100%), Component Grade (Coming in 2016).
- Gap Closing:** Annual Measurable Objectives (84.3%), Component Grade (Coming in 2016).
- K-3 Literacy:** K-3 Literacy Improvement (NR), Component Grade (Coming in 2016).
- Financial Data:** View Data.
- Progress:** Value Added (90%), Effect (A), Lowest 20% in Achievement (A), Students with Disabilities (A), Component Grade (Coming in 2016).
- Graduation Rate:** Graduation Rates (86.4%), Component Grade (Coming in 2016).
- Prepared for Success:** Component Grade (Coming in 2016).




---

---

---


---

---

---


---

---



**10  
measures**

Grades for **10  
measures**



---

---

---

---

---


---

---

---

### Graded Measures

- 1) 4-Year Graduation Rate
- 2) 5-Year Graduation Rate
- 3) Performance Index
- 4) Indicators Met
- 5) Annual Measurable Objectives
- 6) Value-Added: Overall
- 7) Value-Added: Gifted Students
- 8) Value-Added: Lowest 20%
- 9) Value-Added: Students with Disabilities
- 10) K-3 Literacy



---

---

---

---

---

---

---

---

### Performance Index

Performance Index measures the achievement of every student. Schools receive points for every achievement level, with more points earned for higher achievement.

Achievement Level	Pct of Students	Points for this Level	Points Received
Advanced Plus (1)	0.0	x 1.3	= 0.0
Advanced	13.9	x 1.2	= 16.7
Accelerated	23.7	x 1.1	= 26.0
Proficient	39.5	x 1.0	= 39.5
Basic	15.1	x 0.6	= 9.1
Limited	7.6	x 0.3	= 2.3
Untested	0.2	x 0.0	= 0.0
<i>93.6 of a possible 120.0</i>			<b>93.6</b>


A = 90.0 - 100.0%

B = 80.0 - 89.9%

C = 70.0 - 79.9%

D = 50.0 - 69.9%

F = 0.0 - 49.9%



---

---

---

---

---

---

---

---

### Indicators Met Measure

The Indicators Met Measure gives credit to schools and districts for students who score at least proficient on state tests.

OGT, 10th Graders	Mathematics	64.0%	X
	Reading	79.8%	X
	Science	55.0%	X
	Social Studies	71.6%	X
	Writing	78.5%	X
OGT, 11th Graders	Mathematics	79.0%	X
	Reading	87.1%	✓
	Science	69.7%	X
	Social Studies	80.4%	X
	Writing	86.4%	✓

**Ohio** Department of Education

---

---

---

---

---

---

---

---

---

---

---

---

### Value-Added

The Value-added measures use test data over multiple years to determine if students made growth during the school year. There are four categories measured: All Students, Gifted Students, Students with Disabilities, and Students in the Lowest 20% of Achievement

Test Grade	Progress Score		
	Reading	Mathematics	All Tests
All Grades	4.00	-0.19	-2.82
4th Grade	3.89	-5.94	-1.02
5th Grade	1.58	-3.94	-1.23
6th Grade	-8.48	-9.98	-11.94
7th Grade	-0.91	3.31	1.39
8th Grade	10.34	1.49	8.41

Although Progress scores are not assigned letter grades at this level of detail, the grading scale applied at the Overall (All Students, All Tests) level is:

A	= 2.00 and up
B	= 1.00 to 1.99
C	= 0.00 to 0.99
D	= -1.00 to -0.99
F	= below -0.99

**Ohio** Department of Education

---

---

---

---

---

---

---

---

---

---

---

---

### Annual Measurable Objectives (AMO)

The AMO measure allows us to determine if achievement gaps exist among student subgroups by comparing the performance of specific groups of students against the collective performance of all students in Ohio.

Subgroup	Score
All Students	66.0
Limited English	54.3%
Other Subgroups	30.7 - 60.0

**Ohio** Department of Education

---

---

---

---

---

---

---

---

---

---

---

---

### Graduation Rate

The Four-year Graduation Rate measure includes students who completed high school within four years of beginning ninth grade. The Five-year Graduation Rate measure includes students who completed high school within five years of beginning ninth grade.

4-Year Rate

Category	Value
District	77.6
State Average	71.6
Similar Districts	80.0

5-Year Rate

Category	Value
District	85.1
State Average	76.0
Similar Districts	82.0

Ohio Department of Education

---

---

---

---

---

---

---

---

### K-3 Literacy Improvement Measure

The K-3 Literacy Improvement Measure looks at how well schools and districts are helping students read on grade level.

Last Year

K Diagnostic

1<sup>st</sup> Diagnostic

2<sup>nd</sup> Diagnostic

→

This Year

1<sup>st</sup> Diagnostic

2<sup>nd</sup> Diagnostic

3<sup>rd</sup> Diagnostic

→

3<sup>rd</sup> Reading OAA

Second Grade Improvement

Third Grade Improvement

Ohio Department of Education

---

---

---

---

---

---

---

---

### Components

6

10 Graded measures are combined to create **6 Component grades (2016)**

1. Achievement
2. Progress
3. Gap Closing
4. Graduation
5. K-3 Literacy Improvement
6. Prepared for Success

Ohio Department of Education

---

---

---

---

---

---

---

---

### Combining Measures: Achievement

The Achievement Component grade combines the Performance Index grade and the Indicators Met grade

❖ 75/25 with emphasis on Performance Index

---

---

---

---

---

---

---

### Combining Measures: Graduation

• The Graduation Component grade combines the 4-year and 5-year graduation rates grades.

❖ 60/40 with emphasis on the 4-year graduation rate

---

---

---

---

---

---

---

### Combining Measures: Progress

The Progress Component grade combines the Overall Value-Added grade with the Gifted, Disabled, and Lowest 20% Value-Added grades.

❖ 55/45 with emphasis on Overall Value-added

---

---

---

---

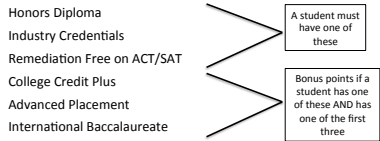
---

---

---

### Prepared For Success Component

- A student must be remediation free, obtain industry credentials, or earn an Honors Diploma
- A student with AP, IB, or post secondary credits will earn bonus points




---

---

---

---

---

---

---

---

### Combining Components into the Overall Grade (2018)

- Emphasize Progress and Achievement
  - ❖ Achievement – 20%
  - ❖ Progress – 20%
  - ❖ Prepared for Success – 15%
  - ❖ Gap Closing – 15%
  - ❖ Graduation Rate – 15%
  - ❖ K-3 Literacy Improvement – 15%

---

---

---

---

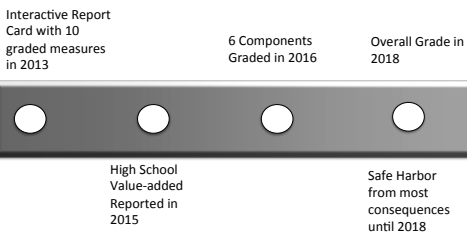
---

---

---

---

### Getting to this Point




---

---

---

---

---

---

---

---





---

---

---

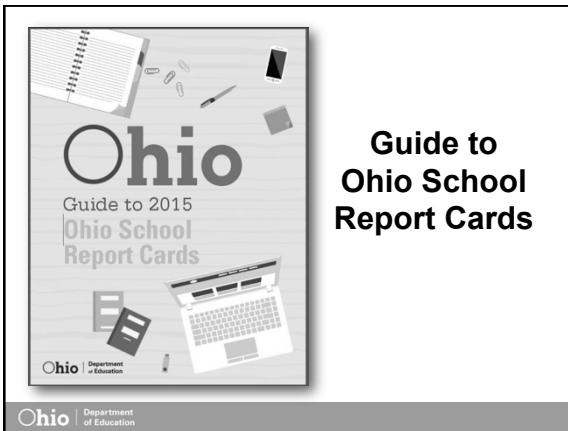
---

---

---

---

---



**Guide to  
Ohio School  
Report Cards**

---

---

---

---

---

---

---

---



**Ohio School Report Cards**

---

---

---

---

---

---

---

---



---

---

---

---

---

---

---

**Social Media**

**facebook** Ohio Families and Education  
Ohio Teachers' Homeroom

**LinkedIn** ohio-department-of-education

**Storify** storify.com/ohioEdDept

**twitter** @OHEducation

**YouTube** OhioEdDept

Ohio Department of Education

---

---

---

---

---

---

---