

JOHN GLENN COLLEGE OF PUBLIC AFFAIRS

Impact of Ohio's School Tax Levy Elections on District Administration (2002-2013)
and a bit more...

Vladimir Kogan (Political Science)
Stéphane Lavertu (Public Affairs)

THE OHIO STATE UNIVERSITY

JOHN GLENN COLLEGE OF PUBLIC AFFAIRS

Ohio District Tax Referenda

Agenda

- Education Governance & Accountability Project (EGAP)
- Review of some EGAP studies on Ohio school district tax referenda
 - Impact of levy election outcomes on district administration & student achievement
 - Impact of AYP on levy passage
 - Timing of levy elections and voter characteristics

THE OHIO STATE UNIVERSITY

JOHN GLENN COLLEGE OF PUBLIC AFFAIRS

Ohio District Tax Referenda

EGAP

- Schools districts/boards have been "besieged"
- But we don't actually know much about democratic governance of schools
- Data Collection
 - Democracy Studies grant for Ohio pilot (2003-2013)
 - Spencer Grant for 20 more states
 - Dissemination of clean datasets that merge readily with other data sources
- Rigorous Analysis
 - Interdisciplinary
 - Focus on causal inference

THE OHIO STATE UNIVERSITY

JOHN GLENN COLLEGE OF PUBLIC AFFAIRS

Ohio District Tax Referenda

School District Finance in Ohio

- Typical in some ways:
 - Just under \$12,000 per-pupil
 - Funding: 44% local, 44% state, 12% federal (as of 2011)
 - State formula: foundation and equalization
- Atypical:
 - Reliance on local tax referenda
 - Mostly temporary
 - Automatic reductions with increases in property values
 - District discretion in timing and amount

THE OHIO STATE UNIVERSITY

JOHN GLENN COLLEGE OF PUBLIC AFFAIRS

Ohio District Tax Referenda

Our Study

- Examines the impact of bargaining dynamics between voters and districts
- Estimates the causal impact of these bargaining dynamics on districts that just passed or failed a referendum ("Regression discontinuity" design)
- Also estimates impacts across all districts with levies on the ballot
- Tax levy elections held 2003-2013

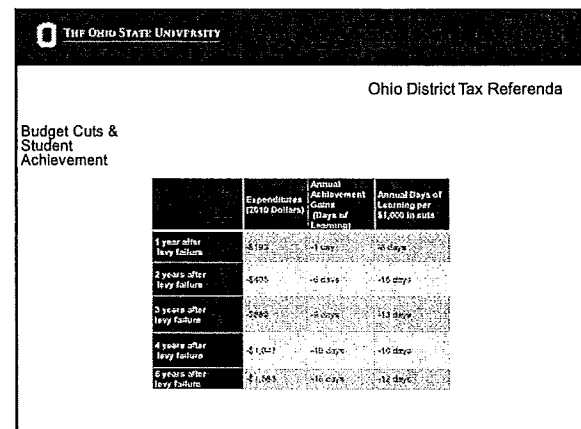
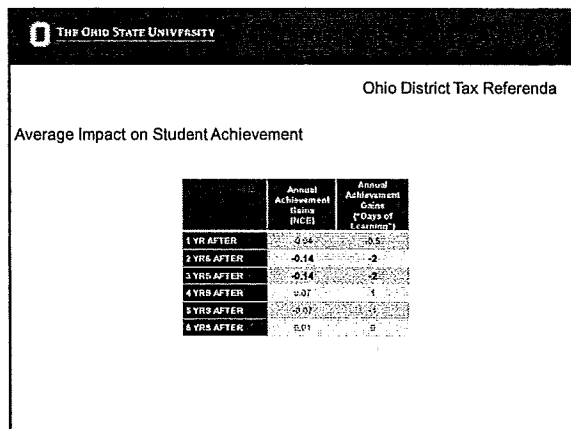
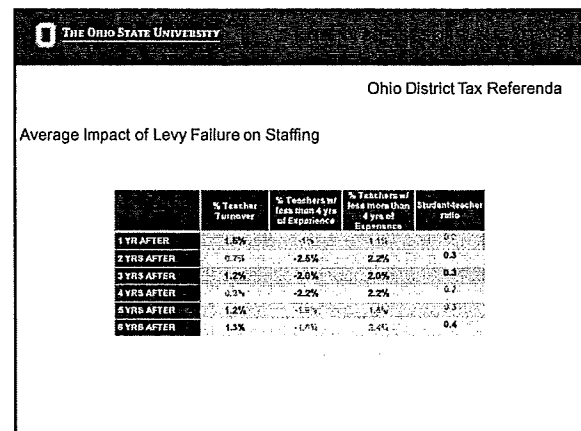
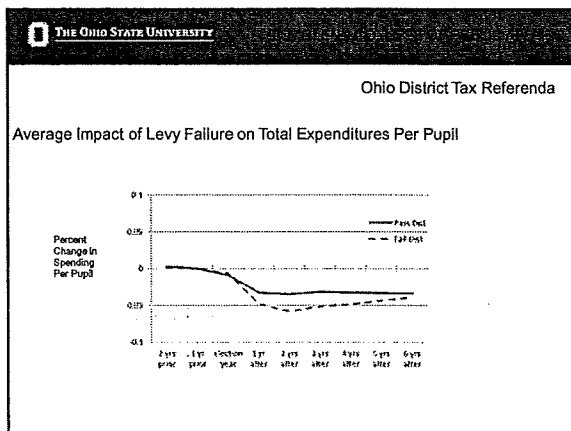
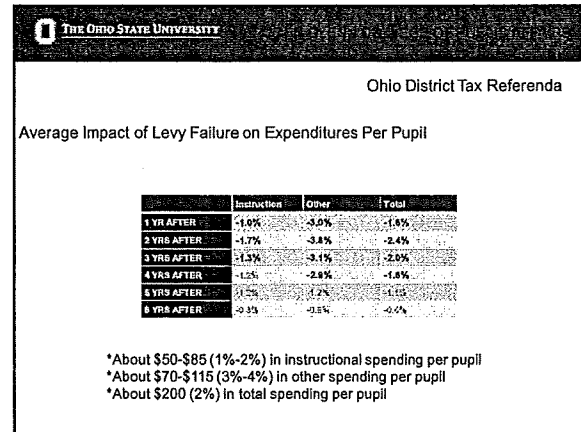
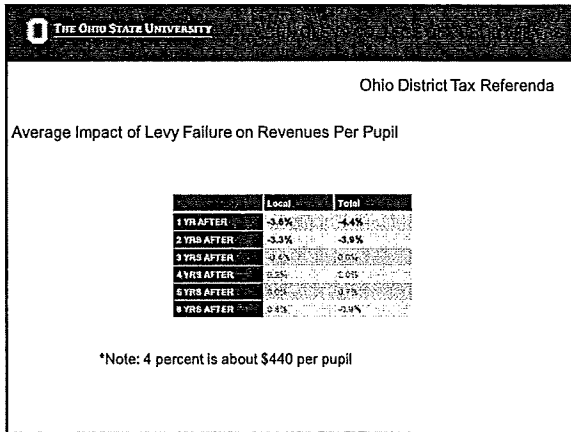
THE OHIO STATE UNIVERSITY

JOHN GLENN COLLEGE OF PUBLIC AFFAIRS

Ohio District Tax Referenda

Data

Year	Count of Tax Referenda	Fraction of yrs. passed	Fraction of yrs. failed	Approved Vote Share			
				Mean	Std. Dev.	Min	Max
2003	411	0.645	0.354	0.501	0.185	0.149	0.838
2004	361	0.346	0.654	0.484	0.191	0.170	0.770
2005	483	0.720	0.280	0.501	0.180	0.150	0.805
2006	517	0.474	0.526	0.499	0.191	0.169	0.750
2007	401	0.819	0.181	0.606	0.165	0.213	0.855
2008	516	0.514	0.486	0.509	0.198	0.173	0.822
2009	401	0.555	0.445	0.520	0.112	0.231	0.841
2010	412	0.738	0.262	0.534	0.194	0.183	0.915
2011	591	0.750	0.250	0.552	0.115	0.192	0.814
2012	321	0.535	0.465	0.514	0.192	0.141	0.794
2013	124	0.247	0.753	0.529	0.115	0.235	0.725
Total	4217	0.658	0.342	0.508	0.186	0.188	0.822




THE OHIO STATE UNIVERSITY

Ohio District Tax Referenda

Impact of AYP

- No Child Left Behind Accountability System (2003-2012)
- AYP and Ohio School District Report Cards
- Validity of AYP as measure of School and District Performance
- Proficiency Levels vs. Achievement Growth
- ODE Value-Added: Below, Met, Above

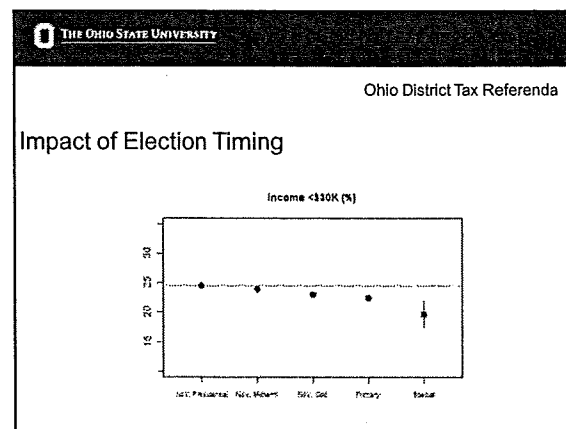
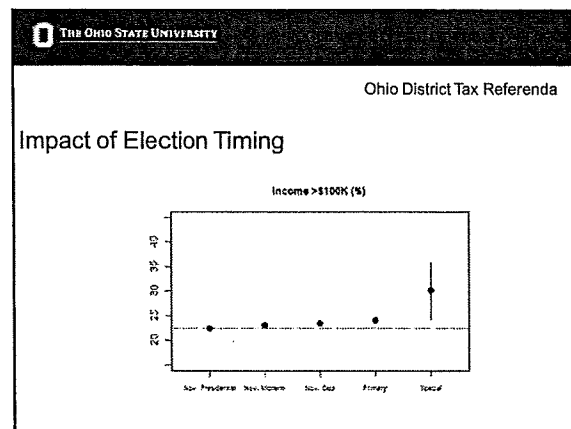
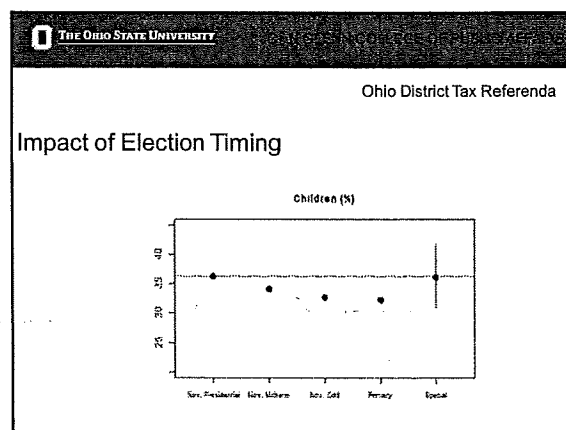


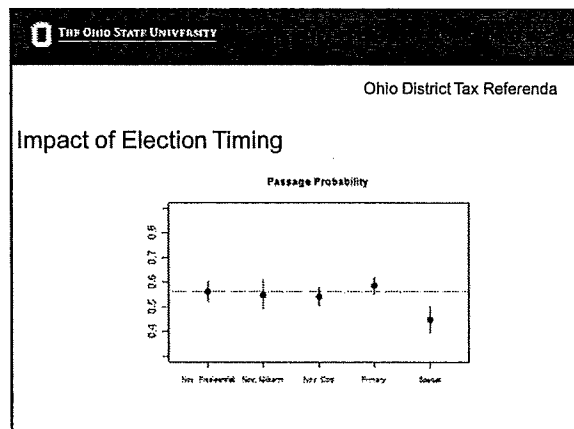
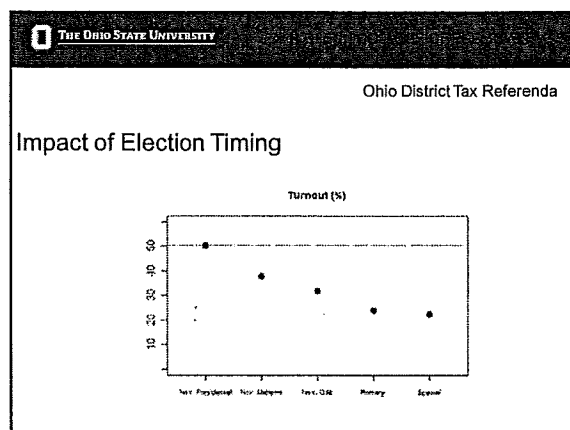
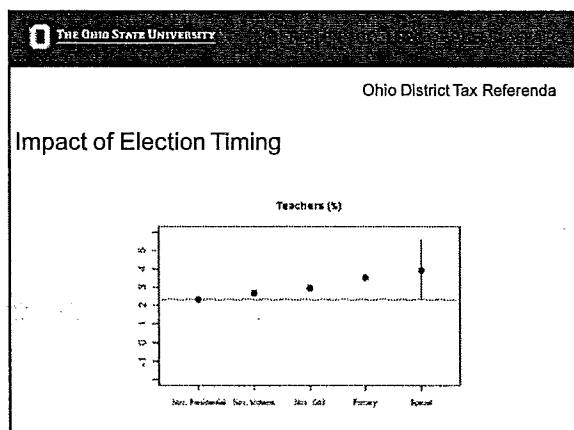
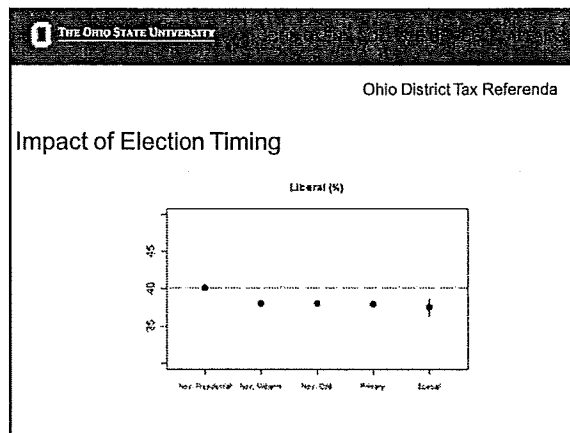
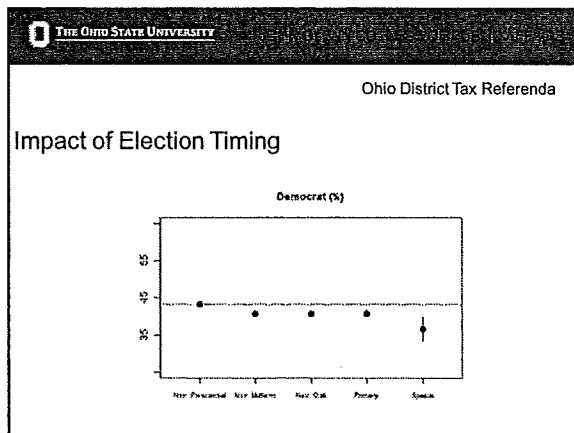
THE OHIO STATE UNIVERSITY

Ohio District Tax Referenda

Impact of AYP

- 10 Percent lower probability that a district passed a tax referendum when it failed AYP
- Causal?
 - Within-district estimates
 - AYP from last year has no effect
 - Future AYP has no effect
 - Effects largest for November elections





THE OHIO STATE UNIVERSITY

Ohio District Tax Referenda

Summary

- Examined bargaining dynamics between districts and residents:
 - Estimated the causal impact of tax levy failures on district administration and student achievement
 - Failures led to lower spending, teacher turnover, and declines in student achievement
 - Districts where referenda just failed generally passed a subsequent referendum and spending and student achievement eventually caught up.
- Estimated the impact of AYP failure (as opposed to passage) on passage
 - 10% lower probability of passage, driven by tax levies held in November
- Examined voter turnout and passage probability based on timing
 - Timing seems to matter, but perhaps not as much as some suggest