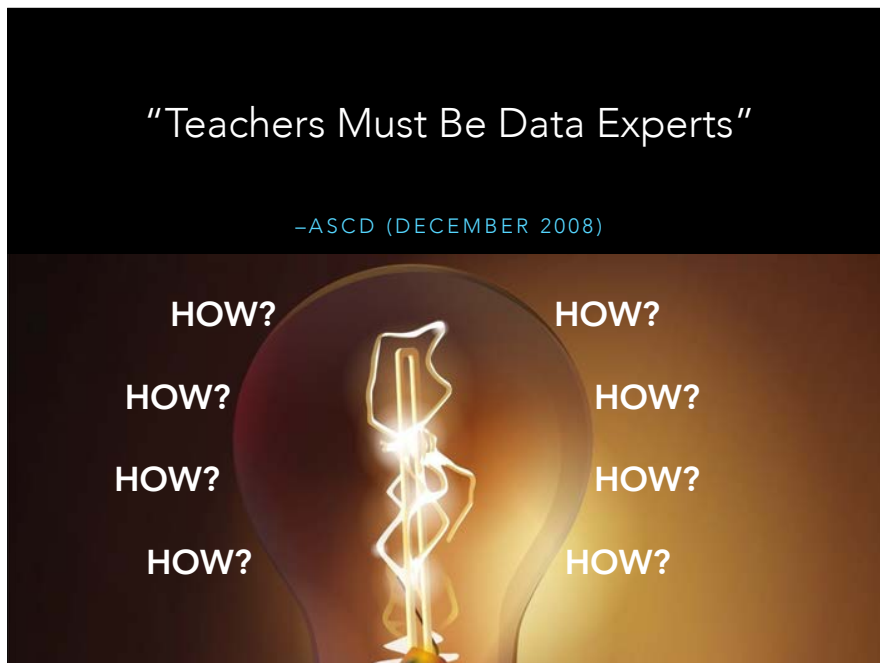


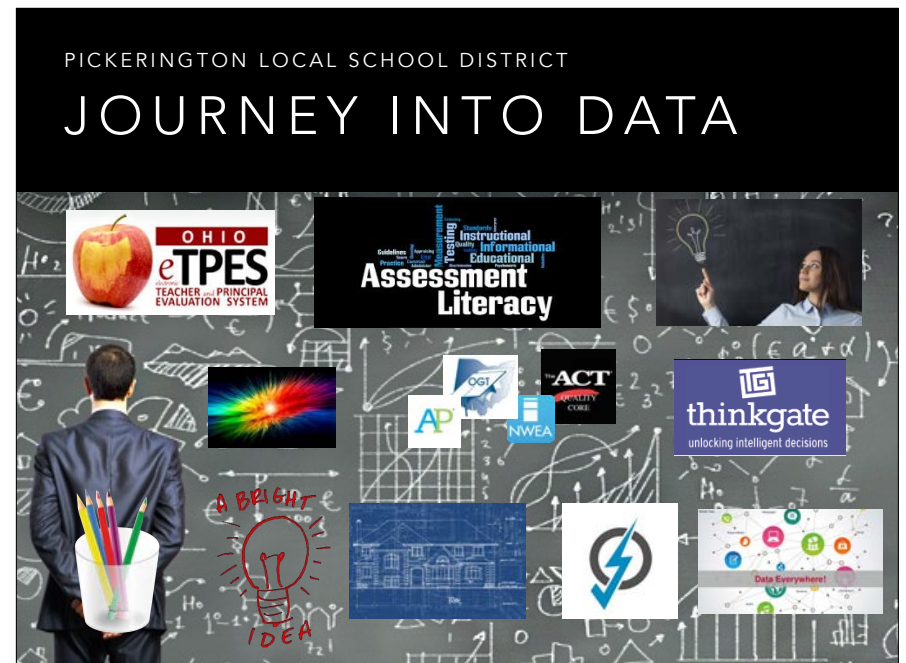
1



2



3



4

## WHAT NEXT?

- One Stop Shop for all Data
- Data graded, analyzed and in printable reports
- Robust 21st century assessment tool
- Vetted questions available
- Indicators for identifying at-risk students
- Easy to use for staff and students



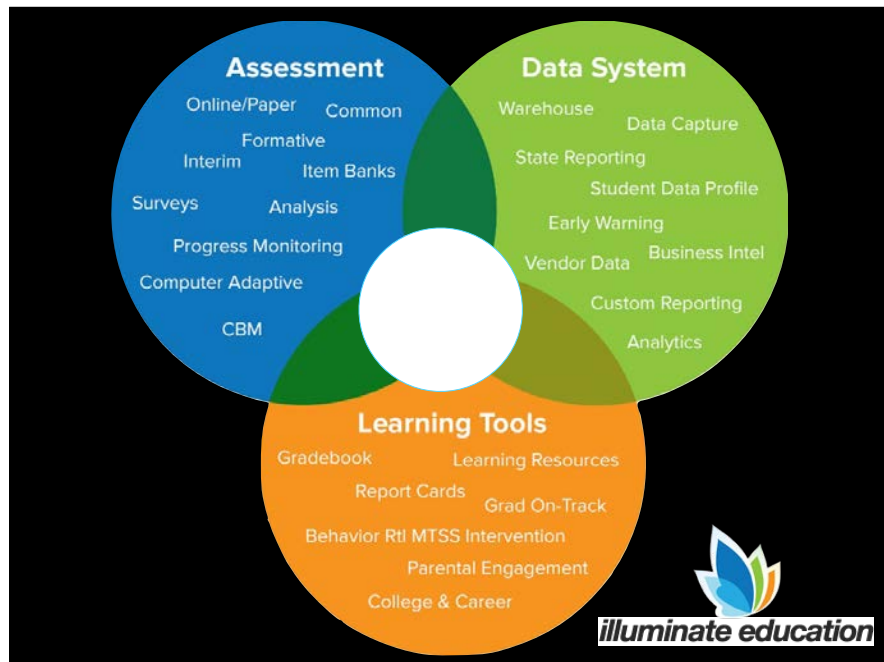
5

Imagine a place that can:

- Store all of your data
- Administer online assessments
- Contain vetted questions
- Provide early warning signs
- Provide analyzed data
- Provide created and customizable reports
- Easy to use

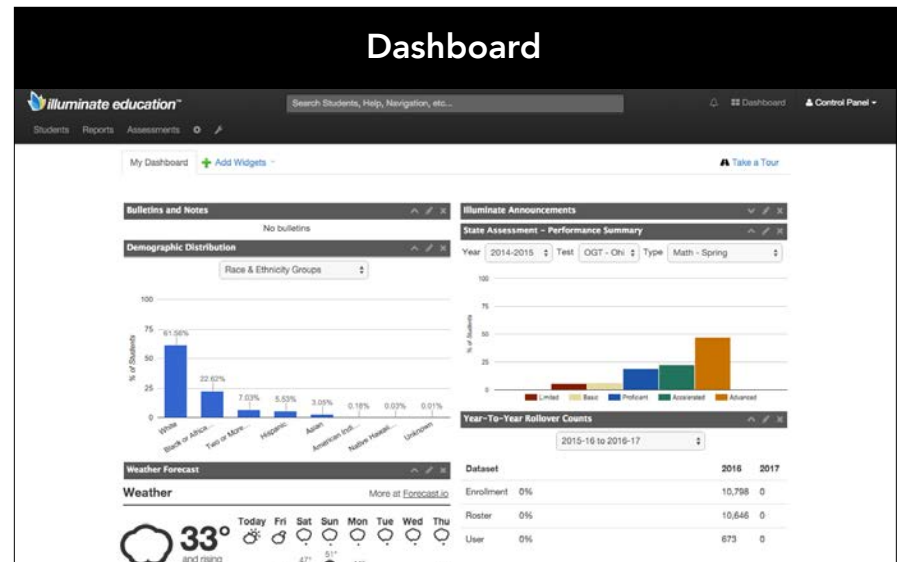


6



7

## Dashboard



Customizable to each user - shows students only assigned to them.

8

# Student Data Warehouse

**illuminate education™** Search Students, Help, Navigation, etc...

Students Reports Assessments

Student Profile Quick Nav Student Demographic Details

[New Student Search](#)

Student Name	ID	Birth Date	Age	Enrolled at	Grade	Teacher	Room
[REDACTED]	[REDACTED]	11-21-1999	16	Pickerington High School Central	10	Salzer, Erin	N/A

Student Profile Add Widgets Download

**Student Demographic Information**

Birth Date: 11-21-1999  
Gender: Male  
Race 1: White  
Primary Language: English  
English Proficiency: English Only  
Special Ed.: No

Pickerington High School Central  
Pickerington  
300 Opportunity Way  
Pickerington, OH 43147  
10th Grade

9

**State Assessment - Overview** Download

☒ OAA ☒ OGT ☒ OTELA ☒ AASWD ☐ PARCC

☒ 2015 - 2016 ☒ 2014 - 2015 ☒ 2013 - 2014 ☒ 2012 - 2013

☒ Reading ☒ Math ☒ Science ☒ Writing ☒ Social Studies ☐ ELA

Year	Test	Proficiency	Scaled Score	State Average +/-
<b>OAA - Ohio Achievement Assessments</b>				
2013-14	Grade 8 Reading	5 - Advanced	455	+24.4
2012-13	Grade 7 Reading	5 - Advanced	467	+44.8
2013-14	Grade 8 Math	5 - Advanced	474	+49.4
2012-13	Grade 7 Math	5 - Advanced	487	+64.8
2013-14	Grade 8 Science	5 - Advanced	451	+36.6

10

**State Assessment - Question Groups** Download

☒ OAA ☒ OGT ☒ AASWD

☒ 2015 - 2016 ☒ 2014 - 2015 ☒ 2013 - 2014 ☒ 2012 - 2013

☒ Reading ☒ Math ☒ Science ☒ Writing ☒ Social Studies

Year	Test	Question Group	Proficiency	Correct / Possible	Percent Correct	Avg State Min Prof. / Min Adv
<b>OAA - Ohio Achievement Assessments</b>						
2013-14	Grade 8 Reading	Vocabulary	At Standard	6 / 8	75%	63% / 88%
2013-14	Grade 8 Reading	Reading Process	Higher Than Standard	11 / 12	92%	58% / 83%
2013-14	Grade 8 Reading	Informational Text	Higher Than Standard	15 / 16	94%	38% / 63%
2013-14	Grade 8 Reading	Literary Text	Higher Than Standard	9 / 12	75%	33% / 67%
2012-13	Grade 7 Reading	Vocabulary	Higher Than Standard	8 / 9	89%	55% / 88%
2012-13	Grade 7 Reading	Reading Process	Higher Than Standard	12 / 12	100%	50% / 75%
2012-13	Grade 7 Reading	Informational Text	Higher Than Standard	10 / 13	77%	48% / 69%
2012-13	Grade 7 Reading	Literary Text	Higher Than Standard	12 / 13	92%	38% / 61%
2013-14	Grade 8 Math	Measurement	Higher Than Standard	7 / 9	78%	22% / 56%
2013-14	Grade 8 Math	Number, Number Sense, and Operations	Higher Than Standard	10 / 10	100%	30% / 60%

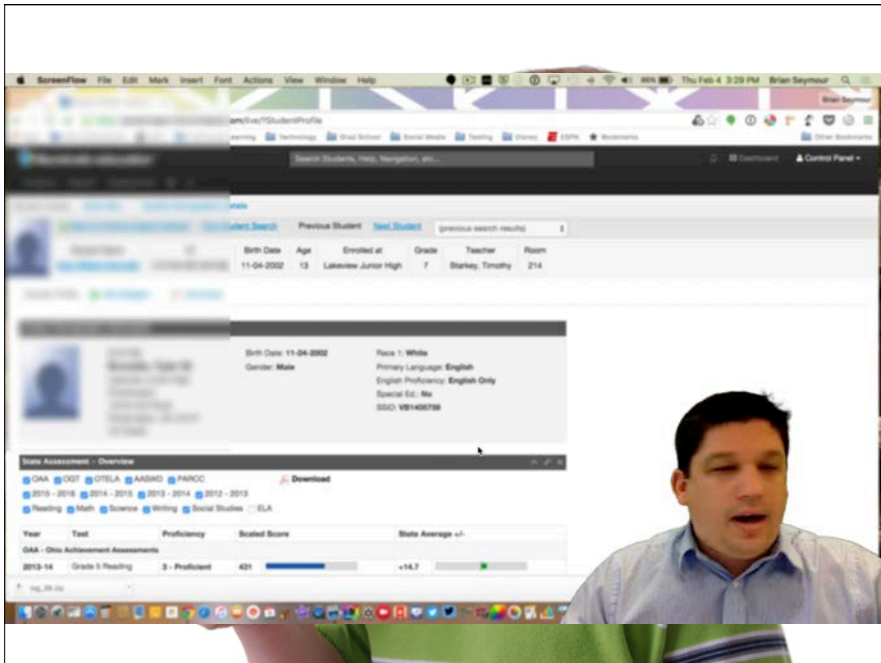
11

Type	ID	Title
State Assessment		2013-2014 OGT Reading Fall
State Assessment		2011-2012 OAA Demographics
State Assessment		2011-2012 OAA Demographics Fall
State Assessment		2011-2012 OAA Math
State Assessment		2011-2012 OAA Reading
State Assessment		2011-2012 OAA Reading Fall
State Assessment		2011-2012 OAA Sci
State Assessment		2011-2012 OGT Demographics Fall
State Assessment		2011-2012 OGT Demographics Spring
State Assessment		2011-2012 OGT Demographics Summer
State Assessment		2011-2012 OGT Math Fall
State Assessment		2011-2012 OGT Math Spring
State Assessment		2011-2012 OGT Math Summer
State Assessment		2011-2012 OGT Reading Fall
State Assessment		2011-2012 OGT Reading Spring
State Assessment		2011-2012 OGT Reading Summer
State Assessment		2011-2012 OGT Science Fall
State Assessment		2011-2012 OGT Science Spring
State Assessment		2011-2012 OGT Science Summer
State Assessment		2011-2012 OGT Social Studies Fall
State Assessment		2011-2012 OGT Social Studies Spring
State Assessment		2011-2012 OGT Social Studies Summer
State Assessment		2011-2012 OGT Writing Fall
State Assessment		2011-2012 OGT Writing Spring

12

ACT  
ACT Aspire  
AIMS web  
AP Tests  
CogAT  
EXPLORE  
I-Ready  
NWEA  
OAA  
OGT  
OTELA  
PARCC  
PLAN  
PSAT  
SAT  
Stanford  
STAR





13



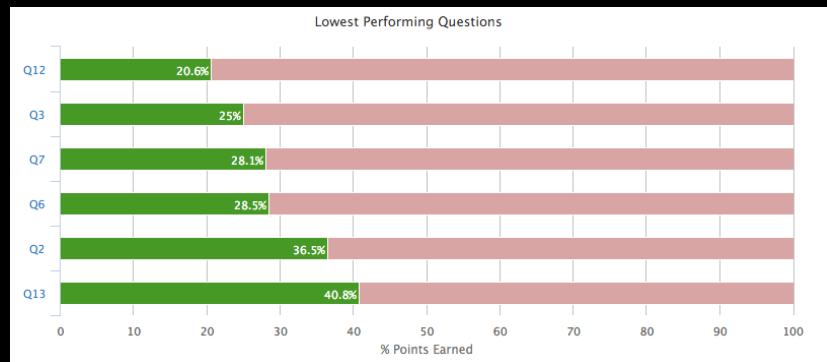
14



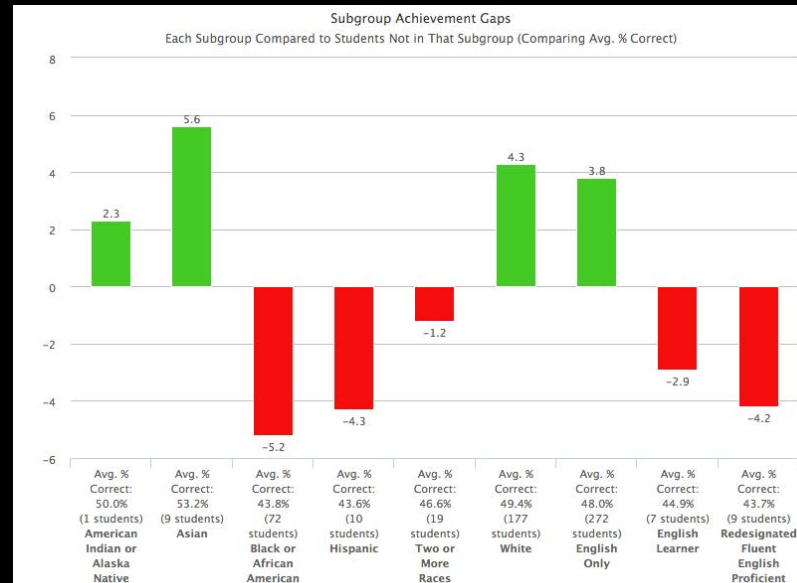
15



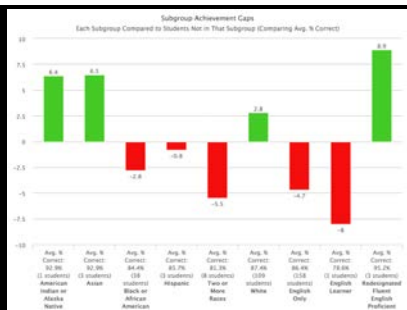
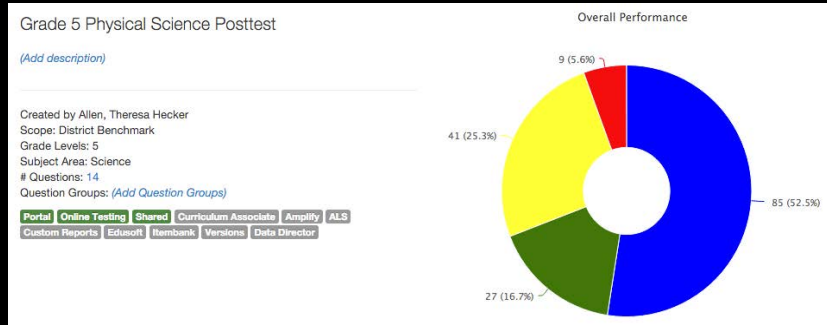
16



17



18



19

Grade 5 Physical Science Posttest

Displaying 1 to 50 of 182

Search

Student ID	First Name	Last Name	Grade Level	Version	Date Taken	Number Correct	Number Possible	% Correct	Performance Band	Performance Band Level		Delete?
			5	1	Feb 04, 2016	13.00	14.00	92.86%	Advanced	4	<div></div>	<input type="checkbox"/>
			5	1	Feb 04, 2016	13.00	14.00	92.86%	Advanced	4	<div></div>	<input type="checkbox"/>
			5	1	Feb 03, 2016	14.00	14.00	100%	Advanced	4	<div></div>	<input type="checkbox"/>
			5	1	Feb 03, 2016	10.00	14.00	71.43%	Targeted	2	<div></div>	<input type="checkbox"/>
			5	1	Feb 04, 2016	14.00	14.00	100%	Advanced	4	<div></div>	<input type="checkbox"/>
			5	1	Feb 04, 2016	11.00	14.00	78.57%	Targeted	2	<div></div>	<input type="checkbox"/>
			5	1	Feb 03, 2016	10.00	14.00	71.43%	Targeted	2	<div></div>	<input type="checkbox"/>
			5	1	Feb 04, 2016	12.00	14.00	85.71%	Bookmarked	3	<div></div>	<input type="checkbox"/>
			5	1	Feb 04, 2016	12.00	14.00	85.71%	Bookmarked	3	<div></div>	<input type="checkbox"/>

20

Assessment Matrix Report for: Grade 5 Physical Science Posttest															
Question		1	2	3	4	5	6	7	8	9	10	11	12	13	14
Class Percent Correct	86.5%	87%	92%	86%	75%	90%	77%	92%	91%	90%	94%	81%	93%	86%	78%
Rubric	0														
Multiple Choice	14	X	X	X	X	X	X	X	X	X	X	X	X	X	X
Points Possible/Correct Answer	14.00	B	A	C	C	C	C	C	A	B	A	C	D	B	B
	93		B												
	93														C
	100														
	71				D					C		A			C
	100														
	79				B		B								A
	71	C		D	D					C					
	86							A	C						
	86						A								A
	64				A					D		B		C	A
	100														
	71										B	A		A	A
	100														
	100														
	93							D							
	86							A							A
	100														
	79	A										B	B		
	100														
	86							D					D		
	93	C													
	93			B											
	71					B			A	C			B		
	100														

21



22

Exit Tickets      Differentiation

Tiering      Data Driven Decisions

Ability Groups      Personalized Instruction


Formative Assessments      Summative Assessment

Evidence      Feedback

Individualized Instruction      Data Warehouse

Performance Levels      Inform Your Teaching

Mastery      OAA, OGT, PARCC, AIR



**illuminate education**

23

MORE INFORMATION:

- [www.illuminateed.com](http://www.illuminateed.com)
- Brian Seymour, Pickerington Schools
- [brian\\_seymour@plsd.us](mailto:brian_seymour@plsd.us)
- @SeymourEducate
- [www.youtube.com/user/seymoureducate](http://www.youtube.com/user/seymoureducate)




24