




# Charter School Monster



**Joel L. Parker, CPA**  
**Elida Local Schools**



A series of overlapping squares in shades of blue and teal, connected by thin horizontal lines, positioned at the top left of the slide.

# Allen County – Charter \$ Out- FY 2015

- 
- A cluster of overlapping squares in shades of blue and teal, located on the left side of the slide.
- Lima City SD - \$2,894,572
  - Elida LSD - \$1,019,644
  - Shawnee LSD - \$449,412
  - Bath LSD - \$307,420
- 
- A small cluster of overlapping squares in shades of blue and teal, located on the right side of the slide.





# Inside the Numbers-Elida

- Spending per pupil \$7,948 rank 600/609
  - State revenue per pupil \$3,556 rank 465/609
  - Charter School transfer amount \$6,632 per student
  - Local tax dollars flowing out per charter school student \$3,076
- 
- 



# Why are we capped?



- 
- FY 13-17 \$4,884,964
  - State cannot fund the formula
  - Increases ballot attempts
- 

# Charter dollars flowing out of Elida

■ FY 02 \$26,634	■ FY 10 \$736,794
■ FY 03 \$114,280	■ FY 11 \$732,465
■ FY 04 \$151,623	■ FY 12 \$664,260
■ FY 05 \$570,074	■ FY 13 \$686,313
■ FY 06 \$543,103	■ FY 14 \$796,177
■ FY 07 \$555,752	■ FY 15 \$1,019,644
■ FY 08 \$564,250	■ FY 16 \$965,532
■ FY 09 \$644,817	■ Tot=\$8,771,718



# Local Tax Dollars Flowing Out

- 
- $\$8,777,252 \times .40 = \$3,510,900$
  - Are the schools performing well?
  - Are we represented at the table?
  - Do charters have to run levies?
  - Is this a great tax policy?
- 





# Where are the M&M's ??

- 
- Public Purpose
  - Fiduciary Responsibility
  - Legal vs Politically Connected
- 



# Tiers of Fraud

- 
- Data rigging on student enrollment
  - False business transactions
  - Heavy money to politicians
  - Heavy money to foreign countries
- 





# Concerns

- Elida sends ECOT \$183,625 (annually)
- (Local tax \$ = \$73,450)
- ECOT sends \$1,300,000 to politicians
- Graduation Rate 35%
- Large advertising contracts
- \$88,370,050 from Ohio schools in 2013
- NY Times “more students drop out of ECOT or fail to finish high school than any other school in the country”





# ECOT - Data

- Files restraining order to block audit
  - Collected \$902,973,481 without regard to time on task(\$722,378,785 refund needed????)
  - High praise from State Auditor??
  - Money to legislators: Grossman \$54,342, Buchy \$44,076, Kunze \$33,043, Amstutz \$32,532, Hite \$29,155
  - Speaker of House at ECOT graduation
- 
- 



# Concerns

- Elida sends Ohio Virtual Academy \$171,990
  - OVA is a subsidiary of K12
  - K12 was founded by junk bond dealer Michael Milken
  - 75% of K12 schools fail to meet AYP
  - K12 CEO – salary 2015 \$5.33 million
  - K12 CFO – salary 2015 \$3.6 million
- 
- 

# Concerns

- Fethullah Gulen
- 19 Charter Schools in Ohio
- (collect \$14,366,000 per year)
- Worth \$25 billion
- Uses Ohio charter schools to fund Turkish uprising(Muslim)
- Turkish Coup- Summer 2016

## Questions that need addressed?

- How long will the fraud go on?
- How long will the data rigging on enrollment go on?
- How long will the shady business practices be allowed?
- How long will the large political contributions be allowed?
- How long will resources flow out of Ohio?
- How long will the double standards exist for Ohio schools?
- Where is the accountability/fiduciary responsibility?



# Resources could fund:

- Preschool
  - Cancer research
  - Roads
  - College Credit Plus
  - Bridges
  - Capped districts
  - Mentor program for kids
- 